



Which Plants are Toxic vs Non-Toxic for your Cat




Placeholder for the "Links" field



Which Plants are Toxic vs Non-Toxic for your Cat

Published June 12, 2025

SHARE

- [Facebook \(opens in new window\)](#)
-  [Twitter \(opens in new window\)](#)
- [Pinterest \(opens in new window\)](#)
- [Download \(opens in new window\)](#)
-  [Email \(opens in new window\)](#)
-  [Print \(opens in same window\)](#)

By: NUTRO Pet Food

If you're a cat owner, you know how curious and adventurous they can be! They will most likely be drawn to any plants in your home. While some houseplants can be safe for most cats, others can be toxic and harmful to your cat.

Creating a Safe and Green Home for Your Cat

Choosing the appropriate plants for your living space is vital for safely sharing your home with a cat. Knowing which plants are harmless, and which are toxic, is important in creating a happy and healthy environment for both you and your cat. In this guide, we'll look at the plants that are generally safe to have around your cat and those that you should fully avoid to keep your cat healthy.

Top Non-Toxic Plants for Cat Parents

Rattlesnake Plant

The Rattlesnake Plant is a fantastic option for those with cats. Its unique, patterned leaves add a touch of elegance to any room, and the best part is they are generally safe for your feline friend. This plant thrives in medium, indirect light and needs to be watered regularly to keep their leaves looking their best. They're also relatively easy to care for, making them a great addition to your indoor garden.

Spider Plant

If you're looking for a low-maintenance plant that your cat can safely be around, consider the spider plant. This plant is known for its air-purifying properties and can adapt to various lighting conditions. It does best with indirect light and likes a bit of humidity, making it suitable for bathrooms or near a humidifier.

Boston Fern

The Boston fern is a classic houseplant! It's beautiful and typically safe for cats. Its long, sword-like fronds make it a good choice for hanging baskets or elevated plant stands. These ferns flourish in well-lit areas with indirect sunlight and require consistent watering to keep their fronds looking fresh and green.

Polka Dot Plant

The polka dot plant is a fun and colorful addition to any room. Its leaves, available in a wide range of colors such as white, pink, and purple, can brighten up your space. This plant thrives in indirect sunlight and benefits from regular misting to maintain leaf hydration.

Watermelon Peperomia

The Watermelon Peperomia is another beautiful plant. Its leaves, reminiscent of a watermelon's rind, add a unique and attractive touch to your home. This plant flourishes in medium, indirect light and needs regular watering to keep the soil consistently moist.

Place Them Carefully

While the above plants are all considered non-toxic for cats, it's still not a good idea to let your cat nibble on them. Place them where cats are less likely to reach them, especially if your cat may chew on them. They could still cause issues like digestive upset if ingested. Please reach out to your veterinarian if your cat exhibits any symptoms.

Dangerous Houseplants for Cats

Lilies

Lilies may be beautiful, but it is important to know that they are one of the most dangerous plants for cats. Even the smallest amount ingested of lily pollen, leaves or blossoms can lead to kidney failure in cats. Symptoms of lily poisoning encompass vomiting, lethargy, and loss of appetite. If you have any suspicion that your cat ingested lilies, please contact

your veterinarian immediately. We recommend that you avoid having these plants in your home.

Azaleas

Azaleas are another plant to fully avoid if you have a cat. These flowering shrubs contain grayanotoxins, which can cause vomiting, diarrhea, and even heart problems if ingested. Symptoms of azalea poisoning can include drooling, weakness, and in severe cases, seizures. While they may add a pop of color to your garden, it's best to keep azaleas away from your feline friend.

Cyclamen

Also known as Persian violets, cyclamen are toxic to cats, with the tubers and roots being the most dangerous part of the plant for them. Ingesting any part of the cyclamen can cause vomiting and diarrhea, and in severe cases, seizures. If you notice your cat showing any of these symptoms after being near a cyclamen, it's important to seek veterinary care right away. These plants should be avoided entirely for a cat-friendly home.

Daffodils

Daffodils are a popular spring flower, but they can be harmful to cats. The bulbs, leaves, and blossoms contain lycorine, a compound that can cause vomiting, diarrhea, and more severe symptoms such as respiratory distress and cardiac arrhythmias. To keep your cat safe, ensure that daffodils are not within their reach.

Tulips

Tulips are another spring favorite that can be harmful to cats. The bulbs are the most toxic part, but the leaves and flowers can also cause gastrointestinal upset, drooling, and, in severe cases, respiratory issues. If you have an indoor cat, it's best to avoid tulips or keep them outside away from your cat. Your cat's safety is worth the extra effort.

How to Protect Your Cat from Toxic Plants

Placing Plants in High, Inaccessible Areas

While it's best to avoid these plants entirely, if you own one of these toxic plants, you need to ensure they are kept fully out of reach. Remember, cats are excellent climbers so it's important to ensure they are in an elevated, out-of-reach location. Hanging planters or high shelves are perfect for this, especially for plants such as lilies and daffodils, which pose a severe threat if ingested. This way, you can enjoy your plants without putting your cat at risk.

Choosing the right plants for your home is a big part of being a responsible cat owner. By selecting non-toxic plants and keeping them out of your cat's reach, you can create a beautiful and safe environment for both you and your furry friend.

Source URL: <https://www.nutro.com/articles/which-plants-are-toxic-vs-non-toxic-your-cat>