



Everything You Need To Know About Building A Catio

Placeholder for the "Links" field







```
.layout-container .main { background: #f7f7f2 !important; } .article-header-block { margin-bottom: 0rem !important; } .results-key-header-container { margin-top: 8rem; }
```



Authored by: Nutro Pet Food

Everything You Need To Know About Building A Catio

SHARE

-  [Facebook \(opens in new window\)](#)
-  [Shape Created with Sketch. Twitter \(opens in new window\)](#)
-  [Pinterest \(opens in new window\)](#)
-  [Download \(opens in new window\)](#)
-  [Email \(opens in new window\)](#)
-  [Print \(opens in same window\)](#)

Catios — or patios for cats — are spaces where cats can safely enjoy the great outdoors. And the good news is that there are lots of ways to build a catio! Your approach mostly depends on how much space you have and what you think your cat would like best. Let's talk about types of catios and explore the elements that make for a successful one.

Types Of Catios

• Window Catio

This is the best option if you live in an apartment or small home that doesn't have a ton of space. Think of a window catio as an enclosed structure that attaches to the outside of an existing window. The best part about this kind of catio is definitely the view.

- **Balcony Catio**

If you live in a space with a balcony, you may want to consider turning it into an outdoor oasis for you and your cat to share. Just make sure the catio is secure before surprising your cat with their new playground.

- **Porch Catio**

If you're lucky enough to have a fully screened-in porch, this kind of catio will take next to no effort. All you have to do is open the door, let your cat slip out — and voilà.

- **Stand-alone Catio**

If you truly want to treat your cat, you can build an independent structure for them to enjoy. This option is obviously the most involved, but a perfect choice for someone with plenty of space.



How To Build A Catio Your Cat Will Love

- **Platforms, Perches And Posts**

If you want your catio to bring out your indoor cat's natural instincts, provide plenty of climbing structures and scratching posts. You could even hang toys for your cat to bat at and cover the floors with old carpet to provide a safe space to scratch. These items will stimulate your cat and help them burn off some energy through exercise.

- **Lounge Areas And Litter Boxes**

If you think your cat may spend much of their day in the catio, you may also want to include spots for them to rest as well as a dedicated space for a litter box. And don't forget food and water bowls, too!

- **Natural Materials**

When furnishing the catio, you may want to include natural materials like grass, woodchips and stones to add to the outdoorsy ambiance. You can even add a few cat-safe potted plants, like areca palms, spider plants, Boston ferns ... and catnip.

Scenic Views And Spots

Remember, the point of a catio is for your cat to experience nature safely. So be sure to offer plenty of views from the catio. Ideally, the space will have both sunny and shady spots so your cat can choose where to lounge. You might even consider placing a bird bath or feeder near the catio to engage your cat as they enjoy the space.

When building your catio, be sure to tailor it to your cat, and don't be afraid to get creative. Trust us; your cat will thank you.

You May Also Like



[Enhance Your Cat's Playtime With These 7 Sensory Enrichment Activities](#)

Although it's normal for your cat to sleep their way through much of the day, they also need adequate playtime to help sharpen their feline senses. Sensory enrichment can help reinforce your cat's natural behaviors and potentially fend off a range of health problems. The key is to focus on activities that cater to your cat's instincts: hunting, climbing, perching and pouncing. Read on to learn about the benefits of sensory enrichment for cats, as well as seven ways you can energize your cat's daily routine.

[EXPLORE](#)



[8 Outdoor Activities To Enjoy With Your Dog](#)

It's no wonder we refer to dogs as our best friends. They're loyal companions that love to be a part of our routines and hobbies — including some of our favorite outdoor activities. These eight ideas will help strengthen the bond between you and your dog while you both enjoy the great outdoors.

[EXPLORE](#)



[8 Tips To Keep Your Dog Active This Winter](#)

The days are getting shorter and the temperature is getting chillier for much of the country — ready or not, winter is on its way! For your dog, the shift of seasons can also mean a change in their activity level. As the cold weather approaches, get creative on planning out some fun winter excursions for your pup. Varying indoor and outdoor dog activities will help keep them engaged and out of mischief — and give you something new to enjoy as well!

[EXPLORE](#)



[Tips for Managing the Stress of the Holiday Season With Your Pet](#)

Ahh, the holidays—a time of joy, family, and festive celebrations. But for our furry friends,

the changes in routine and increased excitement can be a source of stress. Let's chat about some ways to help pets manage the stress of the holiday season so your furry companions hopefully enjoy the festivities as much as you do.

[EXPLORE](#)

Source URL:

<https://www.nutro.com/articles/everything-you-need-know-about-building-catio>